

Decennial Societal Impact Report

FY12
FY21

Since the Connecticut Green Bank's inception through the bipartisan legislation in July 2011, we have mobilized more than **\$2.14 billion of investment** into the State's green economy. To do this, we used **\$288.4 million** in Green Bank dollars to attract \$1.85 billion in private investment, a leverage ratio of **\$7.40 for every \$1**. The impact of our deployment of renewable energy and energy efficiency to families, businesses, and our communities is shown in terms of economic development, environmental protection, equity, and energy (data from FY 2012 through FY 2021).


ECONOMIC DEVELOPMENT

JOBS The Green Bank has supported the creation of more than **25,612** direct, indirect, and induced job-years.



TAX REVENUES

The Green Bank's activities have helped generate an estimated **\$107.4 million** in state tax revenues.




\$52.8 million individual income tax
\$27.5 million corporate taxes
\$27.1 million sales taxes

ENERGY


ENERGY BURDEN

The Green Bank has reduced the energy costs on families, businesses, and our communities.



DEPLOYMENT

The Green Bank has accelerated the growth of renewable energy to more than **494 MW** and lifetime savings of over **64.1 million MMBTUs** through energy efficiency projects.



ENVIRONMENTAL PROTECTION

POLLUTION The Green Bank has helped reduce air emissions that cause climate change and worsen public health, including **9.3 million pounds** of SOx and **10.7 million pounds** of NOx.



9.9 MILLION tons of CO₂ : **EQUALS**

163 MILLION tree seedlings grown for 10 years

OR

2.1 MILLION passenger vehicles driven for one year

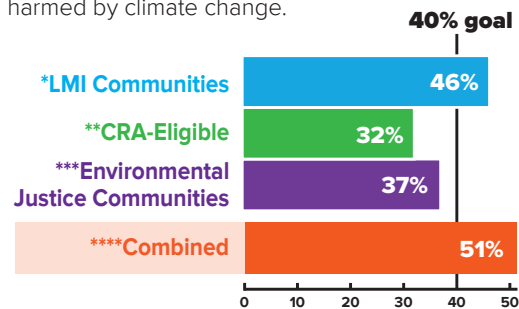
PUBLIC HEALTH The Green Bank has improved the lives of families, helping them avoid sick days, hospital visits, and even death.

\$298.1 – \$674.1 million of lifetime public health value created



EQUITY

INVESTING in vulnerable communities, The Green Bank has set **goals** to reach **40% investment** in communities that may be disproportionately harmed by climate change.



*LMI Communities – census tracts where households are at or below 100% Area Median Income.

**Community Reinvestment Act (CRA) Eligible – households at or below 80% of Area Median Income and all projects in programs designed to assist LMI customers.

***Environmental Justice Community means a municipality that has been designated as distressed by Connecticut Department of Economic and Community Development (DECD) or a census block group for which 30% or more of the population have an income below 200% of the federal poverty level.

****Combined Vulnerable Communities include LMI, CRA and EJC.



Learn more by visiting ctgreenbank.com/strategy-impact/impact

Winner of the 2017 Harvard Kennedy School Ash Center Award for Innovation in American Government, the Connecticut Green Bank is the nation's first green bank.

www.ctgreenbank.com © 2021 CT Green Bank. All Rights Reserved
Sources: Connecticut Green Bank Comprehensive Annual Financial Reports